

capture



Greece

Fact Sheet 2016

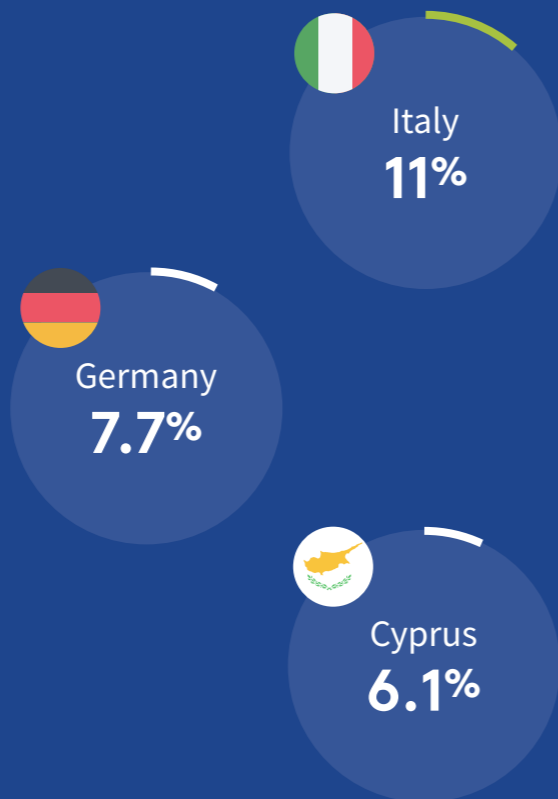
Published 2017

by payvision



B2B and B2C cross-border ecommerce

Greece exports to



Greece imports from






Categories B2B/B2C

In US dollars

Apparel and footwear



Consumer electronics



Homewares & home furnishings




Home improvement & gardening



Media products



Personal accessories & eyewear





Categories B2B/B2C

In US dollars


Traditional toys & games



Beauty and personal care



Food and drink




Video games hardware



Consumer health



Pet care



Consumer appliances





General facts and figures

Internet users



Internet penetration



Mobile penetration



Smartphone penetration




Online shoppers



Ecommerce sales



Ecommerce penetration



Ecommerce CAGR




Mobile payments



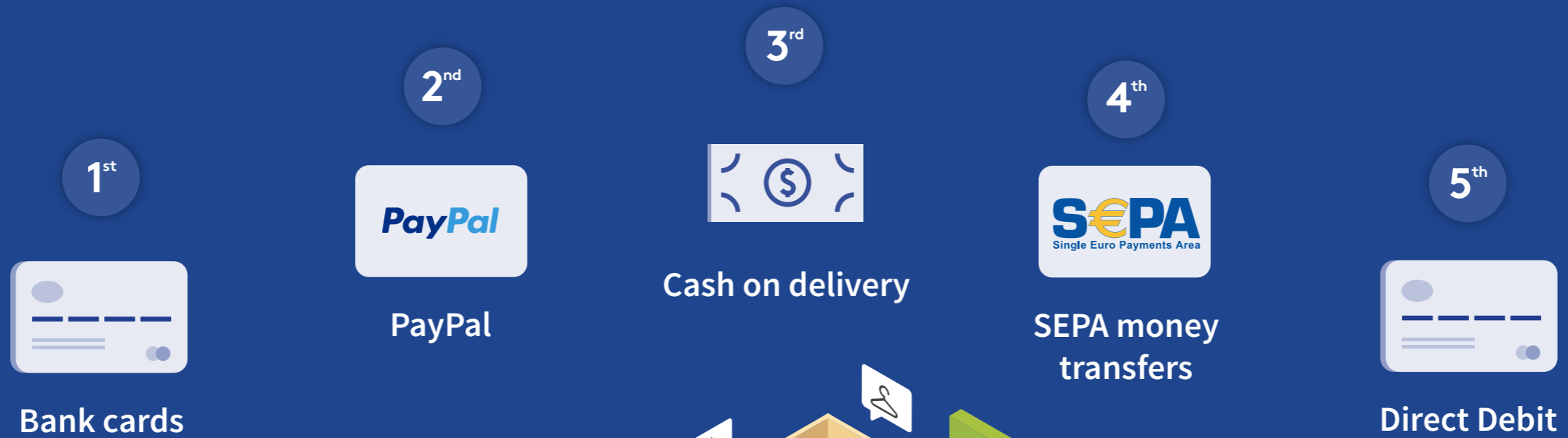


Preferred mobile OS





Preferred payment methods





Major ecommerce sites


Top 10 ecommerce websites in Greece by % value share





Language as a key driver

Native Greek speakers





Sources

Observatory of Economic Complexity

Euromonitor

Internet world stats

Eurostat

Export.gov

Stat Counter

PrestaShop



www.payvision.com



www.acapture.com